




# Lift Chair Express Program Stock Sheet - April 2020



	MAXICOMFORT													SIGNATURE SERIES			
	EZ Sleeper with Twilight	Cloud with Twilight	EZ Sleeper	Day Dreamer	Cloud	Cloud	Relaxer	Relaxer	Comforter	Comforter	Comforter	Comforter	Comforter	Orion with Twilight	Imperial	Cambridge	Cambridge
Model Number	PR761-MLA	PR514-MLA	PR735-MLA	PR632	PR510-SME	PR510-MLA	PR756MC	PR756L	PR535-PSA	PR535M	PR535L	PR535T	PR535-M26	PR405-MLA	PR404	PR401-SME	PR401-MLA
Size	Med/Large	Med/Large	Med/Large	Medium	Small/Med	Med/Large	Medium	Large	Petite/Small	Medium	Large	Tall	Medium	Med/Large	Medium	Small/Med	Med/Large
Weight Capacity	375 LBS	375 LBS	375 LBS	375 LBS	375 LBS	375 LBS	375 LBS	375 LBS	375 LBS	375 LBS	375 LBS	375 LBS	500 LBS	375 LBS	375 LBS	375 LBS	375 LBS
Positioning	Twilight	Twilight	MaxiComfort	MaxiComfort	MaxiComfort	MaxiComfort	MaxiComfort	MaxiComfort	MaxiComfort	MaxiComfort	MaxiComfort	MaxiComfort	MaxiComfort	Twilight	Twilight	3	3
Chaise Seat	YES	YES	YES	YES	YES	YES	YES	YES	YES	YES	YES	YES	YES	Scoop	YES	YES	YES
Pocketed Coil Seat	YES	NO	YES	NO	NO	NO	NO	NO	NO	NO	NO	NO	NO	NO	YES	NO	NO
Back Type	Seam	Biscuit	Seam	Seam	Biscuit	Biscuit	4 Pillow	4 Pillow	Seam	Seam	Seam	Seam	Seam	Seam	Seam	Biscuit	Biscuit
Head Rest Cover	NO	YES	NO	NO	YES	YES	YES	YES	YES	YES	YES	YES	YES	NO	NO	YES	YES
Arm Rest Covers	NO	NO	NO	NO	NO	NO	NO	NO	NO	NO	NO	NO	NO	NO	NO	YES	YES
Overall Width	34"	39.5"	34.5"	38.5"	33.5"	38"	36.5"	39"	32"	32"	34"	34"	37"	40.5"	32.5"	33"	35"
Overall Height	46"	46.5"	45.5"	45"	41"	45"	44"	46"	40"	42"	43"	48"	45"	46.5"	43"	41.5"	44.5"
Width Between Arms	22"	20"	21.5"	22.5"	18.5"	20"	20"	22"	20"	20"	22"	22"	27"	23"	19"	20"	22"
Floor to Top of Seat	21"	20.5"	20"	20"	19"	20"	19"	20.5"	20"	20"	21"	21"	20"	21"	19"	19"	22"
Seat Depth	21"	20"	22.5"	20.5"	19.5"	21.5"	21"	22"	19"	19"	21"	21"	20"	21"	19"	19"	22"
Seat to Top of Back	30"	32.5"	30"	31"	27"	29"	29"	30"	26"	27"	29"	31"	30"	30.5"	28.5"	27"	31"
Seat to Top of Arm	8"	7.5"	7.5"	6.5"	7.5"	7"	8"	8"	6"	5"	6"	6"	5"	5"	6.5"	6.5"	7"
Seat Angle Raised	15°	15°	15°	15°	15°	15°	15°	15°	15°	15°	15°	15°	10°	17°	15°	20°	20°
Floor to Top of Foot Rest Reclined	24"	25"	24"	24"	23"	24.5"	23"	24"	23"	23"	24"	23"	24"	25"	23"	22"	23"
Distance Required from Wall Reclined	24"	24"	20"	22"	23"	24"	24"	25"	22"	23"	25"	26"	25"	21"	17"	18"	19"
Extension reclined from Back of Seat to end of Foot Rest	43"	43"	47"	42.5"	43"	44"	43"	44"	40"	41"	42"	45"	43"	43"	44"	41.5"	44"
Life Time Warranty, Chair Frame, Lift Frame, Recline Mechanism	YES	YES	YES	YES	YES	YES	YES	YES	YES	YES	YES	YES	YES	YES	YES	YES	YES
Warranty on Electrical Parts	3 Yrs.	3 Yrs.	3 Yrs.	3 Yrs.	3 Yrs.	3 Yrs.	3 Yrs.	3 Yrs.	3 Yrs.	3 Yrs.	3 Yrs.	3 Yrs.	3 Yrs.	3 Yrs.	3 Yrs.	3 Yrs.	3 Yrs.
Pro Rated Years 4 Thru 7	YES	YES	YES	YES	YES	YES	YES	YES	YES	YES	YES	YES	YES	YES	YES	YES	YES
Warranty on Mechanical Labor	3 Yrs.	3 Yrs.	3 Yrs.	3 Yrs.	3 Yrs.	3 Yrs.	3 Yrs.	3 Yrs.	3 Yrs.	3 Yrs.	3 Yrs.	3 Yrs.	3 Yrs.	3 Yrs.	3 Yrs.	3 Yrs.	3 Yrs.
Warranty on Electrical Labor	1 Yr.	1 Yr.	1 Yr.	1 Yr.	1 Yr.	1 Yr.	1 Yr.	1 Yr.	1 Yr.	1 Yr.	1 Yr.	1 Yr.	1 Yr.	1 Yr.	1 Yr.	1 Yr.	1 Yr.
Removable Back Option	NO	NO	NO	NO	NO	NO	NO	NO	NO	NO	NO	NO	NO	NO	NO	YES	YES
Customizable	NO	NO	NO	NO	NO	NO	NO	NO	NO	NO	NO	NO	NO	NO	NO	NO	NO
Hand Control Routing	Inside Arm	Inside Pocket	Inside Arm	Inside Pocket	Inside Pocket	Inside Pocket	Inside Pocket	Inside Pocket	Inside Arm	Inside Arm	Inside Arm	Inside Arm	Inside Arm	Inside Pocket	Inside Pocket	Inside Pocket	Inside Pocket
Extra Pocket Option	Standard	Standard	Standard	Standard	Standard	Standard	Standard	Standard	Standard	Standard	Standard	Standard	Standard	Standard	Standard	Standard	Standard
Heat & Massage Option	NO	NO	YES	YES	YES	YES	YES	YES	YES	YES	YES	YES	YES	NO	NO	YES	YES
Power Pillow Option	Standard	NO	Standard	Standard	NO	NO	NO	NO	NO	NO	NO	NO	NO	NO	Standard	NO	NO
Power Adjustable Lumbar Option	Standard	NO	NO	Standard	NO	NO	NO	NO	NO	NO	NO	NO	NO	NO	Standard	NO	NO
AutoFlex Option	NO	NO	NO	NO	NO	YES	NO	NO	NO	NO	NO	NO	NO	NO	NO	NO	NO
Foot Rest Extension Option	NO	NO	YES	NO	NO	NO	YES	YES	YES	YES	YES	YES	YES	NO	NO	YES	YES
Straight Lift Option	NO	NO	NO	NO	NO	NO	NO	NO	YES	YES	YES	YES	NO	NO	YES	YES	YES
USB Charging Port	YES	NO	NO	NO	NO	NO	NO	NO	NO	NO	NO	NO	NO	YES	NO	YES	YES
Place of Origin	USA	USA	USA	USA	USA	USA	USA	USA	USA	USA	USA	USA	USA	USA	USA	USA	USA

	COMFORTER SERIES					COMF. WIDES		SIESTA SERIES*	VALUE SERIES		
	Comforter	Comforter	Comforter	Comforter	Comforter	Comforter	Comforter	Siesta	Capri	Monarch	Monarch
Model Number	PR501JP	PR501S	PR501M	PR501L	PR501T	PR501S-23	PR501M-26D	PR445	PR200	PR355M	PR355L
Size	Junior Petite	Small	Medium	Large	Tall	Wide	Medium	Medium	Medium	Medium	Large
Weight Capacity	300 LBS	300 LBS	375 LBS	375 LBS	375 LBS	375 LBS	500 LBS	375 LBS	325 LBS	375 LBS	375 LBS
Positioning	3	3	3	3	3	3	3	Infinite	2	3	3
Chaise Seat	YES	YES	YES	YES	YES	YES	YES	YES	NO	NO	NO
Pocketed Coil Seat	NO	YES	YES	YES	YES	YES	NO	Standard	NO	NO	NO
Back Type	Seam	Seam	Seam	Seam	Seam	Seam	Seam	Seam	Button	Seam	Seam
Head Rest Cover	YES	YES	YES	YES	YES	YES	YES	NO	YES	YES	YES
Arm Rest Covers	YES	YES	YES	YES	YES	YES	YES	NO	YES	YES	YES
Overall Width	30.5"	31.5"	32.5"	34.5"	34.5"	34.5"	38.5"	34"	31"	32"	34"
Overall Height	39"	40"	42"	44"	47"	40"	42"	45"	41"	42"	44"
Width Between Arms	19"	20"	21"	23"	23"	23"	27.5"	21.5"	20"	21"	23"
Floor to Top of Seat	18"	19"	19.5"	20.5"	22.5"	18"	19.5"	20.5"	18"	18.5"	19.5"
Seat Depth	18.5"	19.5"	21"	22"	24"	19.5"	21.5"	19.5"	19"	20.5"	21.5"
Seat to Top of Back	25"	25"	27"	28.5"	30"	25"	27"	30.5"	27"	28"	30"
Seat to Top of Arm	6.5"	6"	7"	7.5"	6"	6"	6"	6"	7"	7"	7.5"
Seat Angle Raised	16°	15°	16°	16°	18°	15°	16°	15°	16°	16°	16°
Floor to Top of Foot Rest Reclined	22"	23"	23"	23"	23.5"	23"	23"	18.5"	23"	23"	22"
Distance Required from Wall Reclined	17"	17"	17"	18"	19"	17"	17"	20"	11"	17"	18"
Extension reclined from Back of Seat to end of Foot Rest	38"	39"	42"	43"	45"	39"	42"	42"	40"	43"	43"
Life Time Warranty, Chair Frame, Lift Frame, Recline Mechanism	YES	YES	YES	YES	YES	YES	YES	YES	YES	YES	YES
Warranty on Electrical Parts	3 Yrs.	3 Yrs.	3 Yrs.	3 Yrs.	3 Yrs.	3 Yrs.	3 Yrs.	3 Yrs.	1 Yr.	2 Yrs.	2 Yrs.
Pro Rated Years 4 Thru 7	YES	YES	YES	YES	YES	YES	YES	YES	NO	NO	NO
Warranty on Mechanical Labor	3 Yrs.	3 Yrs.	3 Yrs.	3 Yrs.	3 Yrs.	3 Yrs.	3 Yrs.	3 Yrs.	6 Mos.	6 Mos.	6 Mos.
Warranty on Electrical Labor	1 Yr.	1 Yr.	1 Yr.	1 Yr.	1 Yr.	1 Yr.	1 Yr.	1 Yr.	6 Mos.	6 Mos.	6 Mos.
Removable Back Option	YES	YES	YES	YES	YES	YES	YES	YES	NO	YES	YES
Customizable	YES	YES	YES	YES	YES	YES	YES	NO	NO	NO	NO
Hand Control Routing	Inside Pocket	Inside Pocket	Inside Pocket	Inside Pocket	Inside Pocket	Inside Pocket	Inside Pocket	Inside Pocket	Inside Pocket	Inside Pocket	Inside Pocket
Extra Pocket Option	YES	YES	YES	YES	YES	YES	YES	Standard	YES	YES	YES
Heat & Massage Option	YES	YES	YES	YES	YES	YES	YES	NO	NO	YES	YES
Power Pillow Option	NO	NO	NO	NO	NO	NO	NO	Standard	NO	NO	NO
Power Adjustable Lumbar Option	NO	NO	NO	NO	NO	NO	NO	NO	NO	NO	NO
AutoFlex Option	NO	NO	NO	NO	NO	NO	NO	Standard	NO	NO	NO
Foot Rest Extension Option	NO	YES	YES	YES	YES	YES	YES	NO	NO	NO	NO
Straight Lift Option	YES	YES	YES	YES	YES	YES	YES**	NO	YES	YES	YES
USB Charging Port	YES	YES	YES	YES	YES	YES	YES	YES	YES	YES	YES
Place of Origin	USA	USA	USA	USA	USA	USA	USA	China	USA	USA	USA



Fabric Codes				High Performance Fabrics with Alta				Brisa				Urethane		Microsuede	
Copper.....PCO	Palomino.....MPA	Spring.....ASP	Anchor.....EAC	Ash.....NAS	Shale.....TSH	Bridle.....UBR	Chestnut.....ACH	Bourbon.....JBO							
Sterling.....PST	Admiral.....MAD	Autumn.....AAU	Bittersweet.....EBS	Hickory.....NHI		Buckskin.....UBS		Smoke.....JSM							
Hazelnut.....PHA	Evergreen.....ME2	Cornflower.....ACF	Sandstorm.....ESS	Timber.....NTI		Coffee Bean.....UCB									
Calypso.....PCA	Cabernet.....MC2	Rosewood.....ARW	Oxford.....EOX			Iron.....UIR									
Shiraz.....PSH	Pearl.....APE		Port.....EPO			Shiitake.....USH									


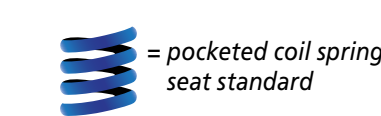
### Stocked in a Golden Warehouse:

#### Lead Time:

Golden proudly strives to ensure that these models are IN STOCK in one of our Nationwide Warehouses. Models that are in stock will ship within 24-48 business hours of the order being placed with Golden. If placed with a mobility item, the order will ship within 2-3 business days. Please be aware that stock outs do occasionally occur. However, Golden takes all necessary steps to prevent this from happening and to communicate timely when it does. Lead times do not include transit times.

Please call Customer Service for lead times on all custom orders, including: Customer's Own Material (COM); specialty fabrics; sizing customization; crossover or upgraded fabrics; left hand control placement; extra pocket installation; and heat & massage except where noted as part of our Warehouse program. Appropriate upcharges and lead times will apply.

\*Model in this series is designed by Golden and manufactured by our offshore partner (Imported Product). All other models are proudly made by Americans with domestic and imported materials.  
 \*\*Straight lift option must be set at our factory prior to shipping for these models.  
 \*\*\* Limited quantity. Extended lead times may apply.  
 \*Upcharge applies for these fabrics  
 Sizes may vary depending on fabric, filling material, upholstery or carpet thickness.  
 All measurements are taken with the model on a concrete floor using levels and metal rulers.  
 Chairs ordered in vinyl fabric do not come with arm covers.  
 Literature is current at the time of printing. Golden Technologies reserves the right to make changes to the product or literature at any time.



Complies with UL 73 and CSA C22.2 No. 68

