

# *Bruno Vertical Platform Lift™*

## *Residential*

*Strong and  
Durable...*

*Convenient  
Access to your  
Porch, Deck,  
Basement or  
Upper Floor*



## Superior Styling



### **Residential Vertical Platform Lift from Bruno**

Now your porch, deck, basement or upper floors are totally accessible through these affordable solutions from the leaders in residential accessibility technology.

**Peace of Mind** is not bought...it is given...through the skill, dedication, and vision of proud craftsmen who design and build products to increase the independence of people around the world.

**Safety** is the watchword.

**Reliability** is the standard.

**Value** is the promise.

### **Vertical Platform Lift Safety Features**



The entire bottom of the platform is spring sensitive, shutting the unit down if an obstruction is encountered.



Automatic self-lowering folding ramp provides convenient entrance for mobility devices when in the "down" position, and a safety barrier in the "up" position.



Simple, accessible push button or optional paddle controls with emergency stop switch are easy to operate.



Optional – Top landing gate includes mechanical interlock released only with platform at the top landing.

# Quality Craftsmanship

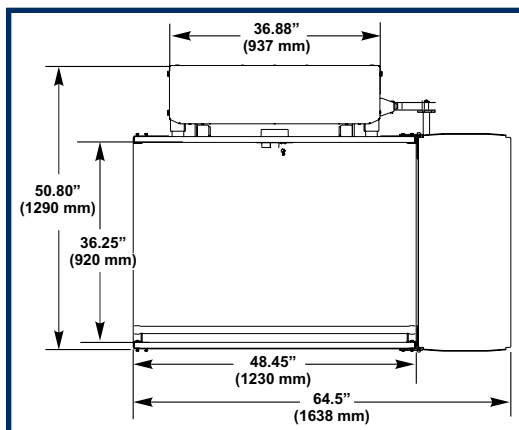
## *The Bruno name has always meant trust.*

Our Vertical Platform Lift (VPL) extends that promise to another category of solutions “for your independence”.

**For the consumer** who insists upon performance and reliability, the Bruno VPL-3100 offers the perfect solution for your home accessibility needs.

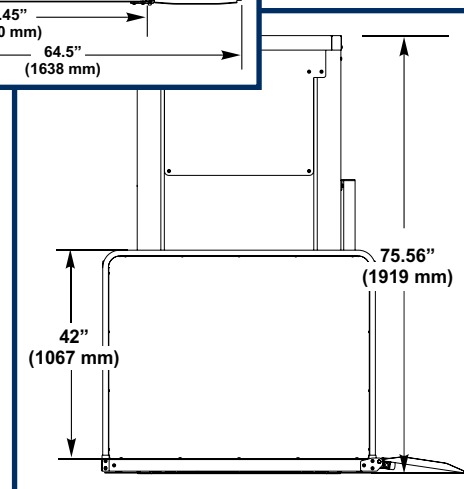
## *Performance*

With a rated weight capacity of 750 lb (340 kg), Bruno’s Vertical Platform Lift can handle virtually any power wheelchair or scooter and occupant. Its rugged dependability and powerful performance provide complete confidence.



Dimensions shown are for the standard platform size.

*\*optional platform sizes and configurations available.*



Dimensions shown are for the model VPL-3153

For detailed specifications and dimensions go to [www.bruno.com](http://www.bruno.com).

## *VPL Options*



Optional keyed call/send controls offer additional security and ease of operation.



Stay dry with an optional Canopy! It can be retrofitted for previously installed units. (Not available for 90° platforms)



## *Battery Powered Option*

Bruno offers added peace of mind with our new battery powered Vertical Platform Lift.

*Your life doesn't stop when the power goes out – now your VPL doesn't have to stop either!*

Our battery powered VPL provides access in and out of your home even during a power outage.

VPL-3100 Series

**Vertical Platform Lift™**

# Vertical Platform Lift™ VPL-3100 Series Specifications

## Standard Features

- Automatic self-lowering folding ramp
- Weather protected controls
- 750 lb (340 kg) lifting capacity
- 53" (1364 mm) maximum floor to floor height (Model VPL-3153)
- 75" (1905 mm) maximum floor to floor height. 28" (711 mm) minimum floor to floor height is required (Model VPL-3175)
- Separate up and down push-button switches with key switch control
- Emergency stop switch on platform – push to stop, pull to reset
- Welded steel tubular guide construction with formed 16 GA sheet steel guarding
- Totally enclosed formed-steel bottom safety pan
- Acme screw drive, with backup safety nut

- Weather resistant powder coated paint throughout; platform and landing gates are also e-coated for maximum protection
- Non-skid surface on platform and ramp
- Bruno's Gold Warranty – Two years on major components and one year on parts

## Optional Equipment

- Top landing gate includes call/send controls with key and mechanical interlock (released only when platform is at top landing)
- Platform gate
- Manual lowering hand tool
- Landing call/send station with key switch
- 90° Platform (adjacent exit at top landing)
- Paddle controls
- Platform canopy
- Cold weather package (heating kit)

## Standard AC Powered Unit

### VPL-3100 Series

- 1 hp motor, 1750 rpm, 110-120V 15A, 60Hz dedicated power
- Screw braking at the landings
- CSA/C-US listed

## DC Battery Powered Unit

### VPL-3100B Series

- 1/2 hp motor, 1750 rpm, 24VDC
- 5A, 24VDC output battery charger, 120VAC, 60Hz, 5A max input power required



- Standard 17AH batteries included
- Optional 34AH batteries
- CSA/C-US listed

Ask us about our other...

Home accessibility solutions and automotive products



**ELECTRA-RIDE™ ELITE**  
Model SRE-2010



**ELECTRA-RIDE™ III**  
Model CRE-2110



**VEHICLE LIFTS**



**VALET™ SIGNATURE SEATING**

Represented by:




**BRUNO INDEPENDENT LIVING AIDS, INC.®**  
1780 Executive Drive, P.O. Box 84, Oconomowoc, WI 53066  
www.bruno.com



All illustrations and specifications in this brochure are based on the latest product information available at the time of publication. Bruno Independent Living Aids, Inc. reserves the right to make changes at any time without notice. Vertical Platform Lift Brochure 4/12-10.

© Bruno Independent Living Aids, Inc. 2012.

Part#: MKT-VPL-3100



***Bruno's "Extended"  
VPLs Provide  
Simple Access from  
Floor to Floor***

Down to the basement, up to a deck or in a hoistway... The VPL-3200B Series offers up to 14' (4343 mm) of lifting height.

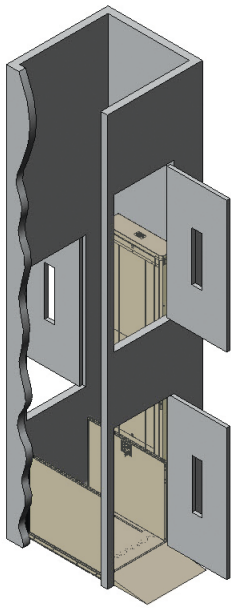
Smooth, quiet operation is delivered by the new screw drive, and with continuous power from DC batteries, entering or exiting your home during power outages is never a concern.

Exclusively for residential use, Bruno's taller VPLs handle up to 750 lb (340 kg) of weight and feature an Emergency Lowering System as standard equipment. The system operates from an external (outside the hoistway) keyed box.

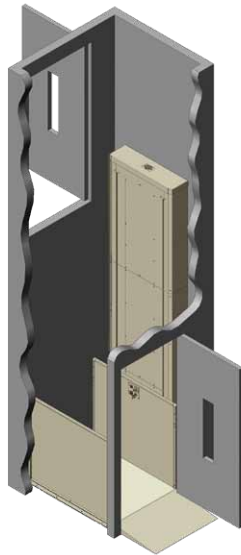
***VPL-3200B Series***

 **BRUNO**<sup>®</sup>  
for your independence

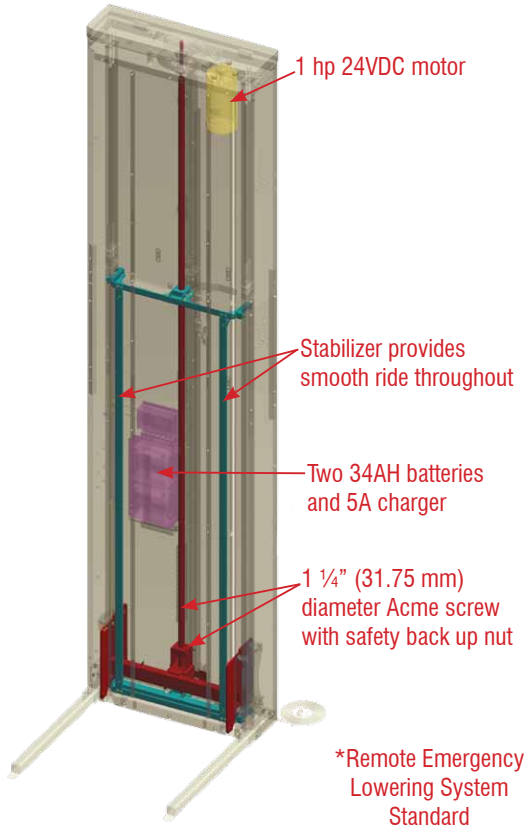
## VPL-3200B SERIES



3-stop or middle landing option for a tri-level house



The modular design of these units allow more flexibility in tight hoistways.



### Key Features:

- Has a rated weight capacity of 750 lb (340 kg) and is powered by a 1hp, 24VDC motor located at the top of the tower
- New 1 ¼" (31.75 mm) diameter Acme screw drive with safety back up nut along with a full travel stabilizer assembly provides a quiet smooth ride throughout entire travel.
- With full-time battery-power standard, you never have to worry about getting into your house if the power goes out. Powered by two 34 amp hour batteries (included) and continuously charged by a 5 amp charger.
- Additional Security – Emergency lowering system is operated from an external lockable keyed switch box and is run off a separate battery (with separate charger) located in the control box in the tower.

## Vertical Platform Lift™ VPL-3200B Series Specifications

### Standard Features

- 750 lb (340 kg) lifting capacity
- 123 in (3124 mm) maximum floor to floor height (Model VPL-3210B)\*
- 147 in (3733 mm) maximum floor to floor height (Model VPL-3212B)\*
- 171 in (4343 mm) maximum floor to floor height (Model VPL-3214B)\*
- Separate up and down push-button switches with key switch control on the platform
- Emergency stop switch on platform – push to stop, pull to reset
- Welded steel tubular guide construction with formed sheet steel guarding
- Automatic self-lowering folding ramp on unenclosed applications
- Acme screw drive, with back up safety nut.
- Emergency lowering from separate battery operated from external lockable keyed switch box

\*For pit applications maximum height is measured pit to floor

- Weather resistant powder coated paint throughout; platform and landing gates are also e-coated for maximum protection
- Non-skid surface on platform and ramp
- Weather protected controls
- Totally enclosed formed-steel bottom safety pan
- Bruno's Gold Warranty – Two years on major components and one year on parts.

### Battery Power

- Primary drive: 1 hp motor, 1750 rpm, 24VDC
- 5A, 24VDC output battery charger, 120VAC, 60Hz, 3A maximum input power required
- Two 34AH batteries included

### Optional Equipment

- Top landing gate includes call/send controls with key and mechanical interlock (released only when platform is at top landing)
- Platform gate
- Manual lowering hand tool
- Landing call/send station with key switch
- 90° Platform (adjacent exit at top landing)
- On/off same side platform (hoistway applications only)
- Paddle controls
- Platform canopy
- Cold weather package (heating kit)
- 3" (76 mm) stationary ramp for lower landing (hoistway applications only)
- Telephone kit (telephone not included)
- Pit switch
- Flush mount doors
- 3-stop or middle landing option

**BRUNO INDEPENDENT LIVING AIDS, INC.®**

www.bruno.com

